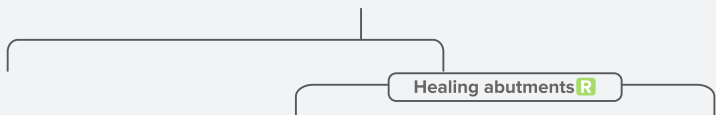



ROOT R



Healing abutments R

Bone build-up



SC



GFO, GFN0




GFNx



GFx



GFI



Open tray
TOS, TO



Closed tray
TR+TC



Scan posts R

Intra-oral
SPCOIO



Implant analogs R

AN



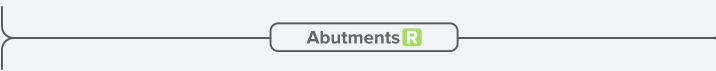
Scan posts R

Laboratory
SPCO



Implant analogs R

Digital
AND



Abutments R



Mx



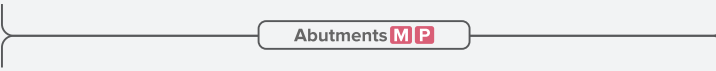
MxA15



MxA30



MxA45



Abutments M P



AM
Regular



ABMUA
Burn out
Angled



ABMU
Burn out



PCOM
Titanium base



SFPComL
Laboratory screw

Screwdrivers U

SDx



SFPCom
Clinical screw
15Ncm